



REPUBLIC OF THE PHILIPPINES  
**OFFICE OF THE PRESIDENTIAL ASSISTANT  
 FOR FOOD SECURITY AND AGRICULTURAL MODERNIZATION  
 PHILIPPINE COCONUT AUTHORITY**

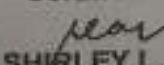
Elliptical Road, Diliman, Quezon City Tel. Nos. 928-4501 to 09  
 P.O. Box 3386, Manila TIN: 000724616  
 www.pca.da.gov.ph



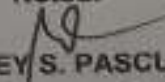
**STATEMENT OF FINANCIAL POSITION**  
**As of June 30, 2014**  
 (With Corresponding Figures for June 2013)  
 (In Philippine Peso)

<b>ASSETS</b>		<b>2014</b>		<b>2013</b>
<b>Current assets</b>				
Cash	P	5,076,882,755	P	1,400,951,084
Receivables - net		503,365,921		249,700,793
Inventories		189,668,491		129,939,625
Prepayments		5,297,400		1,734,611
Other current assets		15,405,920		1,896,850
<b>Total current assets</b>		<b>5,790,620,487</b>		<b>1,784,223,163</b>
<b>Non-current assets</b>				
Investments		88,515		88,515
Property, plant and equipment, net		432,220,130		335,259,815
Other assets		719,443,169		729,050,876
<b>Total non-current assets</b>		<b>1,151,751,814</b>		<b>1,064,399,206</b>
<b>TOTAL ASSETS</b>	<b>P</b>	<b>6,942,372,302</b>	<b>P</b>	<b>2,848,622,369</b>
<b>LIABILITIES AND EQUITY</b>				
<b>Current Liabilities</b>				
Payable accounts	P	212,059,211	P	91,584,456
Inter-agency payables		83,604,452		69,318,467
Intra-agency payables		8,344,002		9,216,653
Other payables		37,292,907		26,845,462
<b>Total current liabilities</b>		<b>341,300,572</b>		<b>196,965,038</b>
<b>Non - Current Liabilities</b>				
Mortgage payable		1,676,160		2,514,240
Deferred credits		89,508,556		50,058,989
<b>Total non - current liabilities</b>		<b>91,184,716</b>		<b>52,573,229</b>
<b>TOTAL LIABILITIES</b>	<b>P</b>	<b>432,485,287</b>	<b>P</b>	<b>249,538,267</b>
<b>EQUITY</b>		<b>6,509,887,014</b>		<b>2,599,084,102</b>
<b>TOTAL LIABILITIES AND EQUITY</b>	<b>P</b>	<b>6,942,372,302</b>	<b>P</b>	<b>2,848,622,369</b>

Certified Correct:

  
**SHIRLEY L. AQUINO**  
 Chief, Accounting Division

Noted:

  
**SHIRLEY S. PASCUAL**  
 Manager II, Finance Department



REPUBLIC OF THE PHILIPPINES  
**OFFICE OF THE PRESIDENTIAL ASSISTANT  
 FOR FOOD SECURITY AND AGRICULTURAL MODERNIZATION**  
**PHILIPPINE COCONUT AUTHORITY**

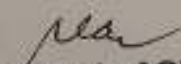
Elliptical Road, Diliman, Quezon City Tel. Nos. 928-4501 to 09  
 P.O. Box 3386, Manila TIN: 000724616  
 www.pca.da.gov.ph




**STATEMENT OF FINANCIAL PERFORMANCE**  
**For the Month Ended June 30, 2014**  
**(With Corresponding Figures for June 2013)**  
**(In Philippine Peso)**

	2014	2013
<b>INCOME</b>		
Fees, permits and licenses	107,912,742	129,856,455
Service	14,189,797	24,110,308
Business	13,664,187	13,243,298
Other general income	57,816	86,043
Other income	36,665,484	3,210,802
<b>Total income</b>	<b>172,490,026</b>	<b>170,306,907</b>
<b>EXPENSES</b>		
Personal services	143,163,657	209,958,464
Maintenance and other operating expenses	575,563,075	229,505,021
Financial Expenses	248,450	124,495
<b>Total expenses</b>	<b>718,975,182</b>	<b>439,587,980</b>
<b>LOSS FROM OPERATIONS</b>	<b>(546,485,156)</b>	<b>269,281,073</b>
<b>SUBSIDY FROM THE NATIONAL GOVERNMENT</b>	<b>997,125,000</b>	<b>820,408,341</b>
<b>INCOME AFTER SUBSIDY FROM NATIONAL GOVERNMENT</b>	<b>450,639,844</b>	<b>551,127,268</b>

Certified Correct:

  
**SHIRLEY L. AQUINO**  
 Chief, Accounting Division

Noted:

  
**SHIRLEY S. PASCUAL**  
 Manager II, Finance Department

REPUBLIC OF THE PHILIPPINES  
**OFFICE OF THE PRESIDENTIAL ASSISTANT  
 FOR FOOD SECURITY AND AGRICULTURAL MODERNIZATION  
 PHILIPPINE COCONUT AUTHORITY**

Elliptical Road, Diliman, Quezon City Tel. Nos. 928-4501 to 09  
 P.O. Box 3386, Manila TIN: 000724616  
 www.pca.da.gov.ph



**SCHEDULE OF INCOME**  
**For the Month Ended June 30, 2014**  
 (With Corresponding Figures for June 2013)  
 (In Philippine Peso)

	2014	2013
<b>GENERAL AND SERVICE INCOME</b>		
<b>Fees, permits and licenses</b>		
Permit (PCA) fee	54,636,799	87,880,340
Transport permit fee	8,451,285	14,915,320
Chainsaw registration fee	2,870,100	2,946,670
Cutting permit fee	5,510,170	3,856,635
Filing processing fee	968,200	1,591,475
Seeding supplier registration fee	5,750	14,300
Interest and surcharges on PCA fee	16,855,064	4,063,348
Surcharges on chainsaw registration fee	178,704	399,105
Inspection fees	5,623,378	1,346,764
Moisture Meter Fees	100,234	174,790
Registration Fees	8,932,631	8,466,187
Laboratory Analysis Fees	608,606	799,586
Certificate, Licenses and Processing Fees	7,300	46,906
Fines and Penalties	315,195	239,544
Export Processing Fee	18,960	25,920
Other Fees	3,032,367	2,789,565
<b>Total Fees, permits and licenses</b>	<b>107,912,742</b>	<b>129,656,455</b>
<b>Service Income</b>		
Other Service Income	4,179,249	1,192,459
Sale of Copra	781,834	1,420,992
Sale of Coco-by-products	221,749	632,021
Sale of Coco Seedlings	42,593	188,612
Sale of Intercrops	1,541,815	2,804,045
Sale of Coco Seednuts	463,590	1,148,841
Analysis Fee-PTAL	159,950	159,200
Filing/Certification Fees	6,258,700	15,276,820
Seednuts Replacement	383,585	16,607
Other Fines and Penalties	156,734	1,270,711
Others	14,189,797	24,110,308
<b>Total Service Income</b>		
<b>Other General and Service Income</b>	3,322	69,691
Proceeds from Confiscated/Seized Goods	33,358	16,353
Reproduction/Xerox Services	17,536	15,444
Dormitory Services	3,600	
Income from Sale of Books	57,815.84	101,487.39
<b>Total Other General and Service Income</b>	<b>122,160,356</b>	<b>153,868,251</b>
<b>TOTAL GENERAL AND SERVICE INCOME</b>		
<b>BUSINESS INCOME</b>		
Rent/Lease Income	13,664,187	13,227,854
	<b>13,664,187</b>	<b>13,227,854</b>
<b>OTHER INCOME</b>		
Income from Grants and Donations	33,828,254	
Interest Income	2,828,337	3,210,802
Gain on Sale of Assets	8,892	
	<b>36,665,484</b>	<b>3,210,802</b>
<b>TOTAL INCOME</b>	<b>172,490,026</b>	<b>170,306,907</b>



REPUBLIC OF THE PHILIPPINES  
**OFFICE OF THE PRESIDENTIAL ASSISTANT  
 FOR FOOD SECURITY AND AGRICULTURAL MODERNIZATION**  
**PHILIPPINE COCONUT AUTHORITY**

Elliptical Road, Diliman, Quezon City Tel. Nos. 928-4501 to 09  
 P.O. Box 3386, Manila TIN: 000724616  
 www.pca.da.gov.ph



**SCHEDULE OF EXPENSES**  
**For the Month Ended June 30, 2014**  
**(With Corresponding Figures for June 2013)**  
 (In Philippine Peso)

Particulars	2014	2013
<b>Personal services</b>	<b>110,356,981</b>	<b>123,701,960</b>
Salaries and wages		
Other Compensation		
Personnel economic relief allowance (PERA)	5,610,039	9,978,701
Representation allowance (RA)	2,685,294	4,024,922
Transportation allowance (TA)	1,407,531	2,461,700
Clothing/Uniform Allowance	2,285,000	4,115,000
Collective Negotiation Agreement (CNA)	-	21,494,377
Subsistence allowance	-	
Productivity Incentive Bonus (PIB)	-	1,659,000
Anniversary Bonus	-	
Productivity Enhancement Incentive (PEI)	-	
Hazard Pay	3,302	45,600
Honorarium	-	454,696
Longevity pay	127,251	1,129,835
Overtime and night pay	1,095,489	2,055,376
Cash gift	1,142,500	2,055,376
Year-end bonus	6,116,120	10,275,248
<b>Total other compensation</b>	<b>20,472,525</b>	<b>57,694,455</b>
Personnel benefit contributions	8,329,842	13,941,204
Life and retirement insurance contributions	261,353	471,450
Pag-IBIG contributions	676,913	1,076,206
Philhealth contributions	263,774	469,697
ECC contributions	9,531,881	15,958,556
<b>Total personnel benefit contributions</b>	<b>10,733,920</b>	<b>18,916,809</b>
Other personnel benefits	2,678,170	12,192,994
Vacation and sick leave benefits	16,800	
Counsel allowance	10,000	185,000
Loyalty award	97,300	98,000
Per diem of directors	-	
Performance-Based Bonus (PBB)	-	127,500
Others	-	

Particulars	2014	2013
Total other personnel benefits	2,802,270	12,603,494
<b>Total Personal Services</b>	<b>143,163,657</b>	<b>209,958,465</b>
<b>Maintenance and other operating expenses (MOOE)</b>		
Traveling expenses		
Local	15,627,802	12,854,171
Foreign	87,197	201,060
Total traveling expenses	15,714,999	13,055,231
Training and scholarship	5,475,182	11,625,415
Supplies expense		
Office supplies	6,797,247	2,970,455
Medical, dental and laboratory expense	630,286	444,195
Gasoline, oil and lubricants	25,462,833	5,942,681
Agricultural and marine supplies	301,489,576	83,932,104
Textbooks and instructional materials	-	
Accountable forms	151,408	293,733
Other supplies	4,090,776	1,785,135
Total supplies expense	338,622,128	95,368,303
Utility expense		
Water	1,432,706	960,913
Electricity	7,517,529	7,476,133
Fuel	685	
Total utility expense	8,950,920	8,437,046
Communication expense		
Postage and deliveries	718,682	433,968
Telephone/Mobile	3,042,631	3,068,681
Internet	407,271	402,105
Cable, satellite, telegraph and radio	1,680	5,617
Total communication expense	4,170,264	3,910,371
Membership Dues & Contribution Expenses	-	
Awards, prizes and other claims	248,250	120,000
Advertising, promotional and marketing expense	165,040	170,753
Printing expense	128,170	380,016
Rent/lease expense	3,529,101	3,623,551
Representation expense	155,683	285,584
Transportation expense	7,660,866	2,340,487
Storage expense	-	
Subscription expense	106,718	147,262
Professional services		
Legal services	2,100	26,600
Auditing services	383,808	449,360



Particulars	2014	2013
Consultancy services	555,000	325,000
General/janitorial services	83,388,322	24,562,764
Security services	11,865,626	12,885,219
Other professional services	56,974,657	34,469,768
<b>Total professional services</b>	<b>153,169,514</b>	<b>72,718,712</b>
Repairs and maintenance		
Buildings and other structures	1,110,382	1,677,664
Other structures	199,263	66,681
Office equipment	248,530	243,720
Furniture and fixtures	30,686	250
IT equipment	44,898	40,981
Machinery	15,285	292,460
Agricultural and marine equipment	62,734	182,907
Communication equipment	-	2,686
Medical, dental and laboratory equipment	27,843	174,163
Technical and scientific machinery equipment	-	4,910
Other machinery and equipment	37,370	46,164
Land transport equipment	1,700,962	2,074,545
Other property, plant and equipment	81,230	143,255
<b>Total repairs and maintenance</b>	<b>3,559,182</b>	<b>4,950,386</b>
Extraordinary and miscellaneous expense		
Extraordinary expense	734,233	537,100
Miscellaneous expense	2,946	11,179
<b>Total extraordinary &amp; miscellaneous expenses</b>	<b>737,179</b>	<b>548,279</b>
Donation	5,518,819	109,018
Taxes, duties and premiums		
Taxes, duties and licenses	15,721,378	1,320,134
Fidelity bond premiums	710,612	309,229
Building insurance	937,439	853,306
Equipment insurance	14,331	593,998
Vehicle insurance	803,838	366,672
Flood/typhoon insurance	-	-
<b>Total taxes, duties and premiums</b>	<b>18,187,598</b>	<b>3,443,339</b>
Non-cash expense		
Bad debts expense	-	-
Depreciation expense	7,483,350	5,129,672
<b>Total non-cash expenses</b>	<b>7,483,350</b>	<b>5,129,672</b>
Losses	-	31,740
Other MOOE		
Athletic and social events	189,171	1,315,344
Duplication costs	179,048	88,532

Particulars	2014	2013
Meetings and conferences	760,967	470,950
Survey and research expenses	66,028	111,468
Staple food expenses	-	34,963
Laundry expenses	-	113,865
Others	784,899	974,732
<b>Total Other MOOE</b>	<b>1,980,114</b>	<b>3,109,854</b>
<b>Total MOOE</b>	<b>575,563,075</b>	<b>229,505,021</b>
<b>Financial expenses</b>		
Interest expense	165,423	108,632
Bank charges	83,027	4,716
Other financial charges		11,147
<b>Total financial expenses</b>	<b>248,450</b>	<b>124,495</b>
<b>Total Expenses</b>	<b>718,975,182</b>	<b>439,587,980</b>