



REPUBLIC OF THE PHILIPPINES
**OFFICE OF THE PRESIDENTIAL ASSISTANT
 FOR FOOD SECURITY AND AGRICULTURAL MODERNIZATION
 PHILIPPINE COCONUT AUTHORITY**

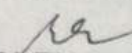
Elliptical Road, Diliman, Quezon City Tel. Nos. 928-4501 to 09
 P.O. Box 3386, Manila TIN: 000724616
 www.pca.da.gov.ph



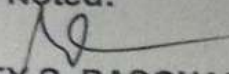
STATEMENT OF FINANCIAL POSITION
As of March 31, 2015
 (With Corresponding Figures for March 31, 2014)
 (In Philippine Peso)

ASSETS		2015		2014
Current assets				
Cash	P	4,197,960,307	P	4,160,089,122
Receivables - net		1,547,746,836		1,039,973,816
Inventories		156,875,716		190,373,422
Prepayments		6,896,772		2,081,670
Other current assets		3,460,500		15,405,920
Total current assets		5,912,940,130		5,407,923,950
Non-current assets				
Investments		88,515		88,515
Property, plant and equipment, net		571,586,744		394,674,987
Other assets		719,818,992		719,356,441
Total non-current assets		1,291,494,251		1,114,119,943
TOTAL ASSETS	P	7,204,434,381	P	6,522,043,893
LIABILITIES AND EQUITY				
Current Liabilities				
Payable accounts	P	286,735,477	P	328,674,018
Inter-agency payables		85,543,309		76,333,045
Intra-agency payables		9,034,431		11,721,033
Other payables		63,474,354		31,914,853
Total current liabilities		444,787,571		448,642,950
Non - Current Liabilities				
Mortgage payable		558,720		1,955,520
Deferred credits		106,781,082		90,488,649
Total non - current liabilities		107,339,802		92,444,169
TOTAL LIABILITIES	P	552,127,373	P	541,087,119
EQUITY		6,652,307,008		5,980,956,774
TOTAL LIABILITIES AND EQUITY	P	7,204,434,381	P	6,522,043,893

Certified Correct:


SHIRLEY L. AQUINO
 Chief, Accounting Division

Noted:


SHIRLEY S. PASCUAL
 Manager II, Finance Department



REPUBLIC OF THE PHILIPPINES
**OFFICE OF THE PRESIDENTIAL ASSISTANT
 FOR FOOD SECURITY AND AGRICULTURAL MODERNIZATION
 PHILIPPINE COCONUT AUTHORITY**

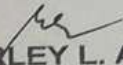
Elliptical Road, Diliman, Quezon City Tel. Nos. 928-4501 to 09
 P.O. Box 3386, Manila TIN: 000724616
 www.pca.da.gov.ph




**STATEMENT OF FINANCIAL PERFORMANCE
 For the Year Ended March 31, 2015
 (With Corresponding Figures for March 31, 2014)
 (In Philippine Peso)**

	2015	2014
INCOME		
Fees, permits and licenses	65,330,030	54,903,038
Service	7,452,051	6,319,447
Business	7,117,821	6,788,835
Other general income	41,484	44,099
Other income	2,152,354	34,683,848
Total income	82,093,740	102,739,267
EXPENSES		
Personal services	49,953,133	65,654,880
Maintenance and other operating expenses	300,423,198	115,357,552
Financial Expenses	36,301	13,271
Total expenses	350,412,633	181,025,703
LOSS FROM OPERATIONS	268,318,893	(78,286,435)
SUBSIDY FROM THE NATIONAL GOVERNMENT	70,750,000	
LOSS AFTER SUBSIDY FROM NATIONAL GOVERNMENT	(197,568,893)	(78,286,435)

Certified Correct:


SHIRLEY L. AQUINO
 Chief, Accounting Division

Noted:


SHIRLEY S. PASCUAL
 Manager II, Finance Department



REPUBLIC OF THE PHILIPPINES
OFFICE OF THE PRESIDENTIAL ASSISTANT
FOR FOOD SECURITY AND AGRICULTURAL MODERNIZATION
PHILIPPINE COCONUT AUTHORITY

Elliptical Road, Diliman, Quezon City Tel. Nos. 928-4501 to 09
P.O. Box 3386, Manila TIN: 000724616
www.pca.da.gov.ph



SCHEDULE OF INCOME
For the Year Ended March 31, 2015
(With Corresponding Figures for March 31, 2014)
(In Philippine Peso)

Particulars	2015	2014
GENERAL AND SERVICE INCOME		
Fees, permits and licenses		
Permit (PCA) fee	31,419,999	27,759,673
Transport permit fee	7,906,400	4,717,200
Chainsaw registration fee	1,925,600	1,067,750
Cutting permit fee	3,479,246	2,536,330
Filing processing fee	506,639	467,900
Seedling supplier registration fee	34,100	3,650
Interest and surcharges on PCA fee	10,846,054	8,311,667
Surcharges on chainsaw registration fee	191,355	85,460
Inspection fees	1,627,854	3,255,176
Moisture Meter Fees	56,553	57,089
Registration Fees	6,276,753	4,405,153
Laboratory Analysis Fees	235,750	392,006
Certificate, Licenses and Processing Fees	3,800	4,000
Fines and Penalties	245,175	86,942
Export Processing Fee	29,510	9,280
Other Fees	545,242	1,743,762
Total Fees, permits and licenses	65,330,030	54,903,038
Service Income		
Other Service Income		
Sale of Copra	2,528,699	1,403,057
Sale of Coco-by-products	270,270	266,354
Sale of Coco Seedlings	86,391	78,439
Sale of Intercrops	23,248	38,033
Sale of Coco Seednuts	409,904	544,094
Analysis Fee-PTAL	609,500	378,979
Filing/Certification Fees	482,580	89,210
Seednuts Replacement	1,989,950	3,450,350
Other Fines and Penalties	1,050,909	19,982
Others	-	50,950
Total Service Income	7,452,051	6,319,447
Other General and Service Income		
Proceeds from Confiscated/Seized Goods	-	322
Reproduction/Xerox Services	300	32,658
Dormitory Services	41,184	8,320
Income from Sale of Books	-	2,800
Total Other General and Service Income	41,484.00	44,099
TOTAL GENERAL AND SERVICE INCOME	72,823,565	61,266,584
BUSINESS INCOME		
Rent/Lease Income	7,117,821	6,788,835
	7,117,821	6,788,835
OTHER INCOME		
Income from Grants and Donations	-	33,828,254
Interest Income	2,152,353	849,559
Gain on Foreign Exchange	1	-
Gain on Sale of Assets	-	6,035
	2,152,354	34,683,848
TOTAL INCOME	82,093,739	102,739,267

REPUBLIC OF THE PHILIPPINES
 OFFICE OF THE PRESIDENTIAL ASSISTANT
 FOR FOOD SECURITY AND AGRICULTURAL MODERNIZATION
PHILIPPINE COCONUT AUTHORITY

Elliptical Road, Diliman, Quezon City Tel. Nos. 928-4501 to 99
 P.O. Box 3386, Manila TIN: 000724616
 www.pca.da.gov.ph



SCHEDULE OF EXPENSES
For the Year Ended March 31, 2015
(With Corresponding Figures for March 31, 2014)
(In Philippine Peso)

Particulars	2015	2014
Personal services		
Salaries and wages	37,637,986	55,128,274
Other Compensation		
Personnel economic relief allowance (PERA)	2,795,481	2,886,567
Representation allowance (RA)	1,243,149	1,119,051
Transportation allowance (TA)	626,273	572,917
Productivity Incentive Bonus (PIB)	-	18,000
Performance Bonus	580,000	
Longevity pay	51,999	64,282
Overtime and night pay	560,066	548,970
Total other compensation	6,199,478	5,209,787
Personnel benefit contributions		
Life and retirement insurance contributions	4,173,077	4,189,646
Pag-IBIG contributions	128,400	129,653
Philhealth contributions	349,349	331,625
ECC contributions	129,500	133,174
Total personnel benefit contributions	4,780,326	4,784,097
Other personnel benefits		
Vacation and sick leave benefits	1,205,144	444,522
Counsel allowance	-	16,800
Per diem of directors	130,200	71,400
Total other personnel benefits	1,335,344	532,722
Total Personal Services	49,953,133	65,654,880
Maintenance and other operating expenses (MOOE)		
Traveling expenses		
Local	4,477,056	4,111,413
Foreign	-	87,197
Total traveling expenses	4,477,056	4,198,610
Training and scholarship	1,804,865	1,104,786
Supplies expense		
Office supplies	1,570,251	2,391,730
Medical, dental and laboratory expense	222,902	179,535

Particulars	2015	2014
Gasoline, oil and lubricants	33,605,434	3,239,164
Agricultural and marine supplies	94,368,764	28,415,804
Accountable forms	11,684	25,376
Other supplies	1,867,501	12,024,779
Total supplies expense	131,646,534	46,276,388
Utility expense		
Water	633,384	506,518
Electricity	2,932,272	2,469,693
Fuel	-	685
Total utility expense	3,565,657	2,976,896
Communication expense		
Postage and deliveries	367,504	135,074
Telephone/Mobile	1,183,201	844,376
Internet	208,563	138,836
Cable, satellite, telegraph and radio	1,000	
Total communication expense	1,760,268	1,118,286
Advertising, promotional and marketing expense	19,152	16,704
Printing expense	25,012	84,500
Rent/lease expense	3,410,058	1,056,949
Representation expense	41,449	51,321
Transportation expense	2,163,783	1,198,855
Subscription expense	85,254	72,502
Professional services		
Legal services	500	1,600
Auditing services	173,772	128,395
Consultancy services	100,000	260,000
General/janitorial services	100,559,767	16,598,702
Security services	5,555,343	3,394,873
Other professional services	31,313,164	20,547,213
Total professional services	137,702,547	40,930,782
Repairs and maintenance		
Buildings and other structures	3,131,855	477,492
Other structures	10,306	159,373
Office equipment	18,430	83,440
IT equipment	53,585	31,110
Machinery	-	5,340
Agricultural and marine equipment	3,400	7,249
Medical, dental and laboratory equipment	12,800	8,709
Other machinery and equipment	850	4,730
Land transport equipment	761,045	571,457
Total repairs and maintenance	3,992,271	1,348,899
Extraordinary and miscellaneous expense		

Particulars	2015	2014
Extraordinary expense	130,852	423,453
Total extraordinary & miscellaneous expenses	130,852	423,453
Donation	767,440	2,677,500
Taxes, duties and premiums		
Taxes, duties and licenses	1,260,666	6,106,372
Fidelity bond premiums	284,753	509,873
Building insurance	96,610	816,686
Equipment insurance	-	11,444
Vehicle insurance	448,092	540,119
Total taxes, duties and premiums	2,090,121	7,984,494
Non-cash expense		
Depreciation expense	4,958,287	3,124,868
Total non-cash expenses	4,958,287	3,124,868
Other MOOE		
Athletic and social events	21,844	17,967
Duplication costs	5,054	72,881
Meetings and conferences	659,972	292,104
Survey and research expenses	88,514	41,378
Others	1,007,208	287,429
Total Other MOOE	1,782,592	711,759
Total MOOE	300,423,198	115,357,552
Financial expenses		
Interest expense	36,001	13,271
Total financial expenses	36,301	13,271
Total Expenses	350,412,633	181,025,703